

TROPHEE DE LA LIGUE 1-MIRECOURT TRACE 2
Trié par meilleur tour

KZ2

MIRECOURT 1,250 km

WARMUP KZ2/KZ2 M/KZ2 G

19/09/2021 08:20

Qualifier (8:00 Temps) Démarré à 8:20:04

| Pos. | N° | Nom complet | Meilleur tps | Dans tour | Diff. | Club | Catégorie |
|------|-----|---------------------|--------------|-----------|-------|----------------------|---------------|
| 1 | 45 | CLEMENT PIERRAT | 55.537 | 8 | | ASK HAGUENAU | KZ2 |
| 2 | 16 | CORENTIN GUTH | 55.603 | 4 | 0.066 | ASK PEUGEOT MULHOUSE | KZ2 |
| 3 | 97 | DORIAN GULDENFELS | 55.713 | 6 | 0.176 | ASA ANNEAU DU RHIN | KZ2 |
| 4 | 78 | TANIA CIRELLI | 55.831 | 4 | 0.294 | ASK BOUZONVILLE | KZ2 |
| 5 | 51 | ADRIEN STEICHEN | 56.294 | 5 | 0.757 | ASK LOMMERANGE | KZ2 |
| 6 | 87 | THOMAS BELARDI | 56.403 | 7 | 0.866 | ASK LOMMERANGE | KZ2 |
| 7 | 244 | DANIEL ESCHER | 56.753 | 5 | 1.216 | ASK PEUGEOT MULHOUSE | KZ2 GENTLEMAN |
| 8 | 27 | GAETAN SILVERIO | 57.091 | 4 | 1.554 | ASK LOMMERANGE | KZ2 |
| 9 | 106 | GABRIEL ADAO | 57.307 | 5 | 1.770 | ASK PEUGEOT MULHOUSE | KZ2 MASTER |
| 10 | 68 | FULVIO BENIGNI | 57.401 | 5 | 1.864 | ASK PEUGEOT MULHOUSE | KZ2 |
| 11 | 8 | ALEXANDRE SITTER | 57.773 | 6 | 2.236 | ASK WITTENHEIM | KZ2 |
| 12 | 111 | THIBAUT STAEDELIN | 58.069 | 6 | 2.532 | ASK PEUGEOT MULHOUSE | KZ2 MASTER |
| 13 | 191 | SYLVAIN NASS | 58.323 | 5 | 2.786 | ASK MULHOUSE | KZ2 MASTER |
| 14 | 102 | SERGE ROSSELLO | 58.424 | 3 | 2.887 | ASK PEUGEOT MULHOUSE | KZ2 MASTER |
| 15 | 98 | PHILIPPE SITTER | 58.829 | 2 | 3.292 | ASK WITTENHEIM | KZ2 |
| 16 | 234 | SEBASTIEN PETITOT | 59.077 | 4 | 3.540 | ASK LOMMERANGE | KZ2 GENTLEMAN |
| 17 | 104 | JONATHAN SCHWEITZER | 59.368 | 5 | 3.831 | ASK PEUGEOT MULHOUSE | KZ2 MASTER |
| 18 | 40 | FLORIAN KUNTZMANN | | 0 | | ASK WITTENHEIM | KZ2 |
| 19 | 47 | LOIC SCHMITT | | 0 | | ASK WITTENHEIM | KZ2 |
| 20 | 121 | BRAHIM GHODBANE | | 0 | | ASK LOMMERANGE | KZ2 MASTER |
| 21 | 127 | NICOLAS MERULLA | | 0 | | ASA MIRECOURT | KZ2 MASTER |
| 22 | 158 | MICKAEL RICHERT | | 0 | | ASK PEUGEOT MULHOUSE | KZ2 MASTER |
| 23 | 211 | MAURICE TEREZI | | 0 | | ASK LOMMERANGE | KZ2 GENTLEMAN |
| 24 | 212 | NOEL ANDRES | | 0 | | ASK WITTENHEIM | KZ2 GENTLEMAN |
| 25 | 218 | DAVID SCHOTT | | 0 | | ASK PEUGEOT MULHOUSE | KZ2 GENTLEMAN |

TROPHEE DE LA LIGUE 1-MIRECOURT TRACE 2

KZ2

MIRECOURT 1,250 km

WARMUP KZ2/KZ2 M/KZ2 G

19/09/2021 08:20

Qualifier (8:00 Temps) Démarré à 8:20:04

| Tour | Tps/tour | Diff. | Temps du jour |
|-----------------------------|---------------|--------|---------------|
| (45) CLEMENT PIERRAT | | | |
| 1 | 1:05.123 | +9.586 | 8:22:21.140 |
| 2 | 58.215 | +2.678 | 8:23:19.355 |
| 3 | 56.460 | +0.923 | 8:24:15.815 |
| 4 | 55.747 | +0.210 | 8:25:11.562 |
| 5 | 55.890 | +0.353 | 8:26:07.452 |
| 6 | 55.595 | +0.058 | 8:27:03.047 |
| 7 | 55.682 | +0.145 | 8:27:58.729 |
| 8 | 55.537 | | 8:28:54.266 |

| Tour | Tps/tour | Diff. | Temps du jour |
|---------------------------|---------------|-----------|---------------|
| (16) CORENTIN GUTH | | | |
| 1 | 1:05.894 | +10.291 | 8:22:22.180 |
| 2 | 3:46.678 | +2:51.075 | 8:26:08.858 |
| 3 | 55.649 | +0.046 | 8:27:04.507 |
| 4 | 55.603 | | 8:28:00.110 |
| 5 | 55.681 | +0.078 | 8:28:55.791 |

| Tour | Tps/tour | Diff. | Temps du jour |
|-------------------------------|---------------|--------|---------------|
| (97) DORIAN GULDENFELS | | | |
| 1 | 1:01.814 | +6.101 | 8:22:29.808 |
| 2 | 56.656 | +0.943 | 8:23:26.464 |
| 3 | 56.142 | +0.429 | 8:24:22.606 |
| 4 | 56.511 | +0.798 | 8:25:19.117 |
| 5 | 55.936 | +0.223 | 8:26:15.053 |
| 6 | 55.713 | | 8:27:10.766 |
| 7 | 55.928 | +0.215 | 8:28:06.694 |

| Tour | Tps/tour | Diff. | Temps du jour |
|---------------------------|---------------|--------|---------------|
| (78) TANIA CIRELLI | | | |
| 1 | 1:00.992 | +5.161 | 8:25:33.030 |
| 2 | 56.785 | +0.954 | 8:26:29.815 |
| 3 | 56.608 | +0.777 | 8:27:26.423 |
| 4 | 55.831 | | 8:28:22.254 |

| Tour | Tps/tour | Diff. | Temps du jour |
|-----------------------------|---------------|--------|---------------|
| (51) ADRIEN STEICHEN | | | |
| 1 | 1:03.496 | +7.202 | 8:22:32.115 |
| 2 | 57.016 | +0.722 | 8:23:29.131 |
| 3 | 57.211 | +0.917 | 8:24:26.342 |
| 4 | 57.174 | +0.880 | 8:25:23.516 |
| 5 | 56.294 | | 8:26:19.810 |
| 6 | 57.402 | +1.108 | 8:27:17.212 |
| 7 | 1:00.814 | +4.520 | 8:28:18.026 |

| Tour | Tps/tour | Diff. | Temps du jour |
|----------------------------|---------------|--------|---------------|
| (87) THOMAS BELARDI | | | |
| 1 | 1:04.195 | +7.792 | 8:22:20.786 |
| 2 | 58.245 | +1.842 | 8:23:19.031 |
| 3 | 57.108 | +0.705 | 8:24:16.139 |
| 4 | 56.524 | +0.121 | 8:25:12.663 |
| 5 | 56.634 | +0.231 | 8:26:09.297 |
| 6 | 56.791 | +0.388 | 8:27:06.088 |
| 7 | 56.403 | | 8:28:02.491 |
| 8 | 56.720 | +0.317 | 8:28:59.211 |

| Tour | Tps/tour | Diff. | Temps du jour |
|----------------------------|---------------|--------|---------------|
| (244) DANIEL ESCHER | | | |
| 1 | 1:03.014 | +6.261 | 8:22:33.307 |
| 2 | 58.477 | +1.724 | 8:23:31.784 |
| 3 | 57.802 | +1.049 | 8:24:29.586 |
| 4 | 57.035 | +0.282 | 8:25:26.621 |
| 5 | 56.753 | | 8:26:23.374 |
| 6 | 56.974 | +0.221 | 8:27:20.348 |
| 7 | 59.349 | +2.596 | 8:28:19.697 |

| Tour | Tps/tour | Diff. | Temps du jour |
|-----------------------------|---------------|---------|---------------|
| (27) GAETAN SILVERIO | | | |
| 1 | 1:09.326 | +12.235 | 8:25:29.074 |
| 2 | 1:00.439 | +3.348 | 8:26:29.513 |
| 3 | 57.824 | +0.733 | 8:27:27.337 |
| 4 | 57.091 | | 8:28:24.428 |

| Tour | Tps/tour | Diff. | Temps du jour |
|---------------------------|---------------|--------|---------------|
| (106) GABRIEL ADAO | | | |
| 1 | 1:05.682 | +8.375 | 8:22:38.616 |
| 2 | 59.212 | +1.905 | 8:23:37.828 |
| 3 | 57.863 | +0.556 | 8:24:35.691 |
| 4 | 58.135 | +0.828 | 8:25:33.826 |
| 5 | 57.307 | | 8:26:31.133 |
| 6 | 57.364 | +0.057 | 8:27:28.497 |
| 7 | 59.056 | +1.749 | 8:28:27.553 |

| Tour | Tps/tour | Diff. | Temps du jour |
|----------------------------|---------------|---------|---------------|
| (68) FULVIO BENIGNI | | | |
| 1 | 1:09.664 | +12.263 | 8:22:40.972 |
| 2 | 59.522 | +2.121 | 8:23:40.494 |
| 3 | 59.571 | +2.170 | 8:24:40.065 |
| 4 | 57.666 | +0.265 | 8:25:37.731 |
| 5 | 57.401 | | 8:26:35.132 |
| 6 | 57.660 | +0.259 | 8:27:32.792 |
| 7 | 59.141 | +1.740 | 8:28:31.933 |

| Tour | Tps/tour | Diff. | Temps du jour |
|-----------------------------|---------------|--------|---------------|
| (8) ALEXANDRE SITTER | | | |
| 1 | 1:01.906 | +4.133 | 8:22:25.178 |
| 2 | 58.877 | +1.104 | 8:23:24.055 |
| 3 | 58.131 | +0.358 | 8:24:22.186 |
| 4 | 58.335 | +0.562 | 8:25:20.521 |
| 5 | 57.888 | +0.115 | 8:26:18.409 |
| 6 | 57.773 | | 8:27:16.182 |
| 7 | 1:01.158 | +3.385 | 8:28:17.340 |

| Tour | Tps/tour | Diff. | Temps du jour |
|--------------------------------|---------------|--------|---------------|
| (111) THIBAUT STAEDELIN | | | |
| 1 | 1:04.802 | +6.733 | 8:22:37.040 |
| 2 | 59.130 | +1.061 | 8:23:36.170 |
| 3 | 1:00.121 | +2.052 | 8:24:36.291 |
| 4 | 58.128 | +0.059 | 8:25:34.419 |
| 5 | 58.992 | +0.923 | 8:26:33.411 |
| 6 | 58.069 | | 8:27:31.480 |
| 7 | 1:00.095 | +2.026 | 8:28:31.575 |

| Tour | Tps/tour | Diff. | Temps du jour |
|---------------------------|---------------|--------|---------------|
| (191) SYLVAIN NASS | | | |
| 1 | 1:03.889 | +5.566 | 8:22:34.952 |
| 2 | 1:01.095 | +2.772 | 8:23:36.047 |
| 3 | 59.129 | +0.806 | 8:24:35.176 |
| 4 | 59.054 | +0.731 | 8:25:34.230 |
| 5 | 58.323 | | 8:26:32.553 |
| 6 | 58.806 | +0.483 | 8:27:31.359 |
| 7 | 1:01.351 | +3.028 | 8:28:32.710 |

| Tour | Tps/tour | Diff. | Temps du jour |
|-----------------------------|---------------|--------|---------------|
| (102) SERGE ROSSELLO | | | |
| 1 | 1:06.515 | +8.091 | 8:22:39.134 |
| 2 | 59.000 | +0.576 | 8:23:38.134 |
| 3 | 58.424 | | 8:24:36.558 |

| Tour | Tps/tour | Diff. | Temps du jour |
|-----------------------------|---------------|---------|---------------|
| (98) PHILIPPE SITTER | | | |
| 1 | 1:06.461 | +7.632 | 8:22:38.339 |
| 2 | 58.829 | | 8:23:37.168 |
| 3 | 1:01.907 | +3.078 | 8:24:39.075 |
| 4 | 1:27.777 | +28.948 | 8:26:06.852 |

| Tour | Tps/tour | Diff. | Temps du jour |
|--------------------------------|---------------|--------|---------------|
| (234) SEBASTIEN PETITOT | | | |
| 1 | 1:00.842 | +1.765 | 8:22:44.886 |
| 2 | 59.418 | +0.341 | 8:23:44.304 |
| 3 | 59.593 | +0.516 | 8:24:43.897 |
| 4 | 59.077 | | 8:25:42.974 |
| 5 | 1:00.112 | +1.035 | 8:26:43.086 |
| 6 | 59.764 | +0.687 | 8:27:42.850 |
| 7 | 1:00.164 | +1.087 | 8:28:43.014 |

TROPHEE DE LA LIGUE 1-MIRECOURT TRACE 2
Tableau de tour


KZ2

MIRECOURT 1,250 km

WARMUP KZ2/KZ2 M/KZ2 G

19/09/2021 08:20

Qualifier (8:00 Temps) Démarré à 8:20:04



| Pilotes | Tours | | | | | | | | | |
|---------------------------|-------|-----|-----|-----|-----|-----|-----|-----|-----|-----|
| | 0 | 1 | 2 | 3 | 4 | 5 | 6 | 7 | 8 | |
| CLEMENT PIERRAT (45) | 1 | 45 | 87 | 87 | 45 | 45 | 45 | 45 | 45 | 45 |
| CORENTIN GUTH (16) | 2 | 16 | 45 | 45 | 87 | 87 | 87 | 87 | 87 | 87 |
| THOMAS BELARDI (87) | 3 | 87 | 16 | 8 | 8 | 97 | 97 | 97 | 97 | 97 |
| ALEXANDRE SITTER (8) | 4 | 8 | 8 | 97 | 97 | 8 | 8 | 8 | 8 | 8 |
| DORIAN GULDENFELS (97) | 5 | 97 | 97 | 51 | 51 | 51 | 51 | 51 | 51 | 51 |
| ADRIEN STEICHEN (51) | 6 | 51 | 51 | 244 | 244 | 244 | 244 | 244 | 244 | 244 |
| DANIEL ESCHER (244) | 7 | 244 | 244 | 191 | 191 | 106 | 106 | 106 | 106 | 106 |
| SYLVAIN NASS (191) | 8 | 191 | 191 | 111 | 106 | 191 | 191 | 191 | 191 | 111 |
| FULVIO BENIGNI (68) | 9 | 68 | 111 | 98 | 111 | 111 | 111 | 111 | 68 | 68 |
| PHILIPPE SITTER (98) | 10 | 98 | 98 | 106 | 102 | 68 | 68 | 68 | 191 | 191 |
| THIBAUT STAEDELIN (111) | 11 | 111 | 106 | 102 | 98 | 234 | 234 | 234 | 234 | 234 |
| SERGE ROSSELLO (102) | 12 | 102 | 102 | 68 | 68 | 104 | 104 | 104 | 104 | 104 |
| GABRIEL ADAO (106) | 13 | 106 | 68 | 104 | 234 | 98 | 16 | | | |
| JONATHAN SCHWEITZER (104) | 14 | 104 | 104 | 234 | 104 | 16 | | | | |
| SEBASTIEN PETITOT (234) | 15 | 234 | 234 | 16 | 16 | 78 | | | | |
| GAETAN SILVERIO (27) | 16 | 27 | 27 | 27 | 78 | 27 | | | | |
| TANIA CIRELLI (78) | 17 | 78 | 78 | 78 | 27 | | | | | |
| - | 18 | | | | | | | | | |
| - | 19 | | | | | | | | | |
| - | 20 | | | | | | | | | |
| - | 21 | | | | | | | | | |
| - | 22 | | | | | | | | | |
| - | 23 | | | | | | | | | |
| - | 24 | | | | | | | | | |
| - | 25 | | | | | | | | | |

TROPHEE DE LA LIGUE 1-MIRECOURT TRACE 2

Trié par meilleur tour

KZ2 MASTER - KZ2 GENTLEMAN

MIRECOURT 1,250 km

ESSAIS CHRONOS

19/09/2021 09:40

Qualifier (8:00 Temps) Démarré à 9:54:20

| Pos. | N° | Nom complet | Meilleur tps | Dans tour | Diff. | Club | Catégorie |
|------|-----|---------------------|--------------|-----------|-------|----------------------|---------------|
| 1 | 102 | SERGE ROSSELLO | 1:01.485 | 7 | | ASK PEUGEOT MULHOUSE | KZ2 MASTER |
| 2 | 121 | BRAHIM GHODBANE | 1:04.136 | 4 | 2.651 | ASK LOMMERANGE | KZ2 MASTER |
| 3 | 127 | NICOLAS MERULLA | 1:04.845 | 7 | 3.360 | ASA MIRECOURT | KZ2 MASTER |
| 4 | 158 | MICKAEL RICHERT | 1:05.086 | 6 | 3.601 | ASK PEUGEOT MULHOUSE | KZ2 MASTER |
| 5 | 244 | DANIEL ESCHER | 1:05.127 | 6 | 3.642 | ASK PEUGEOT MULHOUSE | KZ2 GENTLEMAN |
| 6 | 234 | SEBASTIEN PETITOT | 1:05.156 | 6 | 3.671 | ASK LOMMERANGE | KZ2 GENTLEMAN |
| 7 | 218 | DAVID SCHOTT | 1:05.521 | 3 | 4.036 | ASK PEUGEOT MULHOUSE | KZ2 GENTLEMAN |
| 8 | 111 | THIBAUT STAEDLIN | 1:06.450 | 5 | 4.965 | ASK PEUGEOT MULHOUSE | KZ2 MASTER |
| 9 | 211 | MAURICE TEREZI | 1:06.599 | 2 | 5.114 | ASK LOMMERANGE | KZ2 GENTLEMAN |
| 10 | 106 | GABRIEL ADAO | 1:06.859 | 3 | 5.374 | ASK PEUGEOT MULHOUSE | KZ2 MASTER |
| 11 | 191 | SYLVAIN NASS | 1:06.936 | 5 | 5.451 | ASK MULHOUSE | KZ2 MASTER |
| 12 | 212 | NOEL ANDRES | 1:06.986 | 5 | 5.501 | ASK WITTENHEIM | KZ2 GENTLEMAN |
| 13 | 104 | JONATHAN SCHWEITZER | 1:07.279 | 6 | 5.794 | ASK PEUGEOT MULHOUSE | KZ2 MASTER |

TROPHEE DE LA LIGUE 1-MIRECOURT TRACE 2

KZ2 MASTER - KZ2 GENTLEMAN

MIRECOURT 1,250 km

ESSAIS CHRONOS

19/09/2021 09:40

Qualifier (8:00 Temps) Démarré à 9:54:20

| Tour | Tps/tour | Diff. | Temps du jour |
|-----------------------------|-----------------|--------|---------------|
| (102) SERGE ROSSELLO | | | |
| 1 | 1:08.879 | +7.394 | 9:56:51.657 |
| 2 | 1:06.327 | +4.842 | 9:57:57.984 |
| 3 | 1:06.031 | +4.546 | 9:59:04.015 |
| 4 | 1:03.934 | +2.449 | 10:00:07.949 |
| 5 | 1:03.028 | +1.543 | 10:01:10.977 |
| 6 | 1:02.840 | +1.355 | 10:02:13.817 |
| 7 | 1:01.485 | | 10:03:15.302 |

| Tour | Tps/tour | Diff. | Temps du jour |
|------------------------------|-----------------|---------|---------------|
| (121) BRAHIM GHODBANE | | | |
| 1 | 1:16.590 | +12.454 | 9:59:30.886 |
| 2 | 1:04.155 | +0.019 | 10:00:35.041 |
| 3 | 1:04.571 | +0.435 | 10:01:39.612 |
| 4 | 1:04.136 | | 10:02:43.748 |

| Tour | Tps/tour | Diff. | Temps du jour |
|------------------------------|-----------------|--------|---------------|
| (127) NICOLAS MERULLA | | | |
| 1 | 1:08.081 | +3.236 | 9:56:47.104 |
| 2 | 1:06.443 | +1.598 | 9:57:53.547 |
| 3 | 1:05.973 | +1.128 | 9:58:59.520 |
| 4 | 1:05.481 | +0.636 | 10:00:05.001 |
| 5 | 1:07.203 | +2.358 | 10:01:12.204 |
| 6 | 1:04.981 | +0.136 | 10:02:17.185 |
| 7 | 1:04.845 | | 10:03:22.030 |

| Tour | Tps/tour | Diff. | Temps du jour |
|------------------------------|-----------------|--------|---------------|
| (158) MICKAEL RICHERT | | | |
| 1 | 1:13.608 | +8.522 | 9:57:05.993 |
| 2 | 1:08.866 | +3.780 | 9:58:14.859 |
| 3 | 1:06.956 | +1.870 | 9:59:21.815 |
| 4 | 1:05.899 | +0.813 | 10:00:27.714 |
| 5 | 1:05.597 | +0.511 | 10:01:33.311 |
| 6 | 1:05.086 | | 10:02:38.397 |

| Tour | Tps/tour | Diff. | Temps du jour |
|----------------------------|-----------------|--------|---------------|
| (244) DANIEL ESCHER | | | |
| 1 | 1:07.520 | +2.393 | 9:56:42.289 |
| 2 | 1:05.483 | +0.356 | 9:57:47.772 |
| 3 | 1:05.764 | +0.637 | 9:58:53.536 |
| 4 | 1:05.400 | +0.273 | 9:59:58.936 |
| 5 | 1:05.593 | +0.466 | 10:01:04.529 |
| 6 | 1:05.127 | | 10:02:09.656 |
| 7 | 1:05.448 | +0.321 | 10:03:15.104 |

| Tour | Tps/tour | Diff. | Temps du jour |
|--------------------------------|-----------------|--------|---------------|
| (234) SEBASTIEN PETITOT | | | |
| 1 | 1:13.752 | +8.596 | 9:56:59.728 |
| 2 | 1:11.923 | +6.767 | 9:58:11.651 |
| 3 | 1:09.194 | +4.038 | 9:59:20.845 |
| 4 | 1:06.220 | +1.064 | 10:00:27.065 |
| 5 | 1:06.004 | +0.848 | 10:01:33.069 |
| 6 | 1:05.156 | | 10:02:38.225 |

| Tour | Tps/tour | Diff. | Temps du jour |
|---------------------------|-----------------|--------|---------------|
| (218) DAVID SCHOTT | | | |
| 1 | 1:08.973 | +3.452 | 9:56:44.537 |
| 2 | 1:06.027 | +0.506 | 9:57:50.564 |
| 3 | 1:05.521 | | 9:58:56.085 |
| 4 | 1:05.914 | +0.393 | 10:00:01.999 |
| 5 | 1:07.480 | +1.959 | 10:01:09.479 |

| Tour | Tps/tour | Diff. | Temps du jour |
|--------------------------------|-----------------|---------|---------------|
| (111) THIBAUT STAEDELIN | | | |
| 1 | 1:09.269 | +2.819 | 9:56:47.284 |
| 2 | 1:25.705 | +19.255 | 9:58:12.989 |
| 3 | 1:06.711 | +0.261 | 9:59:19.700 |
| 4 | 1:06.498 | +0.048 | 10:00:26.198 |
| 5 | 1:06.450 | | 10:01:32.648 |
| 6 | 1:08.496 | +2.046 | 10:02:41.144 |

| Tour | Tps/tour | Diff. | Temps du jour |
|-----------------------------|----------|-------|---------------|
| (211) MAURICE TEREZI | | | |

| Tour | Tps/tour | Diff. | Temps du jour |
|------|-----------------|--------|---------------|
| 1 | 1:07.613 | +1.014 | 10:01:41.150 |
| 2 | 1:06.599 | | 10:02:47.749 |

| Tour | Tps/tour | Diff. | Temps du jour |
|---------------------------|-----------------|--------|---------------|
| (106) GABRIEL ADAO | | | |
| 1 | 1:11.734 | +4.875 | 9:56:50.949 |
| 2 | 1:16.797 | +9.938 | 9:58:07.746 |
| 3 | 1:06.859 | | 9:59:14.605 |
| 4 | 1:07.186 | +0.327 | 10:00:21.791 |
| 5 | 1:07.565 | +0.706 | 10:01:29.356 |
| 6 | 1:07.316 | +0.457 | 10:02:36.672 |

| Tour | Tps/tour | Diff. | Temps du jour |
|---------------------------|-----------------|--------|---------------|
| (191) SYLVAIN NASS | | | |
| 1 | 1:10.370 | +3.434 | 9:56:48.818 |
| 2 | 1:08.866 | +1.930 | 9:57:57.684 |
| 3 | 1:07.118 | +0.182 | 9:59:04.802 |
| 4 | 1:07.011 | +0.075 | 10:00:11.813 |
| 5 | 1:06.936 | | 10:01:18.749 |
| 6 | 1:13.938 | +7.002 | 10:02:32.687 |

| Tour | Tps/tour | Diff. | Temps du jour |
|--------------------------|-----------------|--------|---------------|
| (212) NOEL ANDRES | | | |
| 1 | 1:10.567 | +3.581 | 9:56:46.814 |
| 2 | 1:08.523 | +1.537 | 9:57:55.337 |
| 3 | 1:08.264 | +1.278 | 9:59:03.601 |
| 4 | 1:09.153 | +2.167 | 10:00:12.754 |
| 5 | 1:06.986 | | 10:01:19.740 |
| 6 | 1:07.717 | +0.731 | 10:02:27.457 |

| Tour | Tps/tour | Diff. | Temps du jour |
|----------------------------------|-----------------|--------|---------------|
| (104) JONATHAN SCHWEITZER | | | |
| 1 | 1:08.625 | +1.346 | 9:56:53.186 |
| 2 | 1:10.467 | +3.188 | 9:58:03.653 |
| 3 | 1:08.593 | +1.314 | 9:59:12.246 |
| 4 | 1:07.446 | +0.167 | 10:00:19.692 |
| 5 | 1:07.560 | +0.281 | 10:01:27.252 |
| 6 | 1:07.279 | | 10:02:34.531 |

TROPHEE DE LA LIGUE 1-MIRECOURT TRACE 2
Tableau de tour


KZ2 MASTER - KZ2 GENTLEMAN

MIRECOURT 1,250 km

ESSAIS CHRONOS

19/09/2021 09:40

Qualifier (8:00 Temps) Démarré à 9:54:20



| Pilotes | Tours | | | | | | | | |
|---------------------------|-------|-----|-----|-----|-----|-----|-----|-----|-----|
| | 0 | 1 | 2 | 3 | 4 | 5 | 6 | 7 | |
| DANIEL ESCHER (244) | 1 | 244 | 244 | 244 | 244 | 244 | 244 | 244 | 244 |
| DAVID SCHOTT (218) | 2 | 218 | 218 | 218 | 218 | 218 | 218 | 102 | 102 |
| NOEL ANDRES (212) | 3 | 212 | 212 | 127 | 127 | 127 | 102 | 127 | 127 |
| THIBAUT STAEDELIN (111) | 4 | 111 | 127 | 212 | 212 | 102 | 127 | 212 | |
| SYLVAIN NASS (191) | 5 | 191 | 111 | 191 | 102 | 191 | 191 | 191 | |
| NICOLAS MERULLA (127) | 6 | 127 | 191 | 102 | 191 | 212 | 212 | 104 | |
| GABRIEL ADAO (106) | 7 | 106 | 106 | 104 | 104 | 104 | 104 | 106 | |
| SERGE ROSSELLO (102) | 8 | 102 | 102 | 106 | 106 | 106 | 106 | 234 | |
| JONATHAN SCHWEITZER (104) | 9 | 104 | 104 | 234 | 111 | 111 | 111 | 158 | |
| SEBASTIEN PETITOT (234) | 10 | 234 | 234 | 111 | 234 | 234 | 234 | 111 | |
| MICKAEL RICHERT (158) | 11 | 158 | 158 | 158 | 158 | 158 | 158 | | |
| BRAHIM GHODBANE (121) | 12 | 121 | 121 | 121 | 121 | 121 | | | |
| MAURICE TRENZI (211) | 13 | 211 | 211 | 211 | | | | | |

TROPHEE DE LA LIGUE 1-MIRECOURT TRACE 2
Trié par tour

KZ2 MASTER - KZ2 GENTLEMAN

MIRECOURT 1,250 km

MANCHE QUALIF

19/09/2021 11:00

Course (6 Tours) Démarré à 11:19:49

| Pos. | N° | Nom complet | Tours | Diff. | Écart | Meilleur tps | Dans tour | Catégorie | Club |
|------|-----|---------------------|-------|---------|---------|--------------|-----------|---------------|----------------------|
| 1 | 121 | BRAHIM GHODBANE | 6 | | | 1:04.850 | 2 | KZ2 MASTER | ASK LOMMERANGE |
| 2 | 102 | SERGE ROSSELLO | 6 | 1.942 | 1.942 | 1:06.233 | 4 | KZ2 MASTER | ASK PEUGEOT MULHOUSE |
| 3 | 127 | NICOLAS MERULLA | 6 | 4.842 | 2.900 | 1:06.843 | 4 | KZ2 MASTER | ASA MIRECOURT |
| 4 | 244 | DANIEL ESCHER | 6 | 6.233 | 1.391 | 1:06.126 | 3 | KZ2 GENTLEMAN | ASK PEUGEOT MULHOUSE |
| 5 | 111 | THIBAUT STAEDELIN | 6 | 12.055 | 5.822 | 1:06.400 | 6 | KZ2 MASTER | ASK PEUGEOT MULHOUSE |
| 6 | 234 | SEBASTIEN PETITOT | 6 | 14.133 | 2.078 | 1:07.948 | 3 | KZ2 GENTLEMAN | ASK LOMMERANGE |
| 7 | 218 | DAVID SCHOTT | 6 | 14.370 | 0.237 | 1:06.608 | 5 | KZ2 GENTLEMAN | ASK PEUGEOT MULHOUSE |
| 8 | 212 | NOEL ANDRES | 6 | 18.836 | 4.466 | 1:08.542 | 3 | KZ2 GENTLEMAN | ASK WITTENHEIM |
| 9 | 106 | GABRIEL ADAO | 6 | 20.885 | 2.049 | 1:08.067 | 3 | KZ2 MASTER | ASK PEUGEOT MULHOUSE |
| 10 | 104 | JONATHAN SCHWEITZER | 6 | 28.363 | 7.478 | 1:07.661 | 5 | KZ2 MASTER | ASK PEUGEOT MULHOUSE |
| 11 | 211 | MAURICE TERENCE | 4 | 2 Tours | 2 Tours | 1:08.323 | 3 | KZ2 GENTLEMAN | ASK LOMMERANGE |
| 12 | 191 | SYLVAIN NASS | 3 | 3 Tours | 1 Tour | 1:10.573 | 3 | KZ2 MASTER | ASK MULHOUSE |
| 13 | 158 | MICKAEL RICHERT | 2 | 4 Tours | 1 Tour | 1:11.564 | 1 | KZ2 MASTER | ASK PEUGEOT MULHOUSE |

Annonces

N°106 / 244 : 5s PENALITE POUR CARENAGE

| Marge de victoire | Vit. moy. | Meilleur tps/tour | Meilleure vit. | Meilleur tour |
|-------------------|-----------|-------------------|----------------|-----------------------|
| 1.942 | 67,389 | 1:04.850 | 69,391 | 121 - BRAHIM GHODBANE |

SOUS RESERVE DE CONTROLE TECHNIQUE ET DE FAITS SPORTIFS

Orbits

Directeur de course : V SOUCAT

Organisateur: ASK Bouzonville - Chrono: Marie - CIAO

RESULTATS ET LIVETIMING SPEEDHIVE APP

Imprimé : 21/09/2021 07:08:14


www.mylaps.com

 Licence pour: ciao.sa

TROPHEE DE LA LIGUE 1-MIRECOURT TRACE 2

KZ2 MASTER - KZ2 GENTLEMAN

MIRECOURT 1,250 km

MANCHE QUALIF

19/09/2021 11:00

Course (6 Tours) Démarré à 11:19:49

| Tour | Tps/tour | Diff. | Temps du jour |
|------------------------------|-----------------|--------|---------------|
| (121) BRAHIM GHODBANE | | | |
| 1 | 1:07.602 | +2.752 | 11:20:57.020 |
| 2 | 1:04.850 | | 11:22:01.870 |
| 3 | 1:06.619 | +1.769 | 11:23:08.489 |
| 4 | 1:05.546 | +0.696 | 11:24:14.035 |
| 5 | 1:06.596 | +1.746 | 11:25:20.631 |
| 6 | 1:09.197 | +4.347 | 11:26:29.828 |

| Tour | Tps/tour | Diff. | Temps du jour |
|-----------------------------|-----------------|--------|---------------|
| (102) SERGE ROSSELLO | | | |
| 1 | 1:08.823 | +2.590 | 11:20:57.993 |
| 2 | 1:06.838 | +0.605 | 11:22:04.831 |
| 3 | 1:06.315 | +0.082 | 11:23:11.146 |
| 4 | 1:06.233 | | 11:24:17.379 |
| 5 | 1:06.387 | +0.154 | 11:25:23.766 |
| 6 | 1:08.004 | +1.771 | 11:26:31.770 |

| Tour | Tps/tour | Diff. | Temps du jour |
|------------------------------|-----------------|--------|---------------|
| (127) NICOLAS MERULLA | | | |
| 1 | 1:09.352 | +2.509 | 11:20:59.300 |
| 2 | 1:07.285 | +0.442 | 11:22:06.585 |
| 3 | 1:07.200 | +0.357 | 11:23:13.785 |
| 4 | 1:06.843 | | 11:24:20.628 |
| 5 | 1:07.038 | +0.195 | 11:25:27.666 |
| 6 | 1:07.004 | +0.161 | 11:26:34.670 |

| Tour | Tps/tour | Diff. | Temps du jour |
|----------------------------|-----------------|--------|---------------|
| (244) DANIEL ESCHER | | | |
| 1 | 1:07.896 | +1.770 | 11:20:58.089 |
| 2 | 1:07.034 | +0.908 | 11:22:05.123 |
| 3 | 1:06.126 | | 11:23:11.249 |
| 4 | 1:06.246 | +0.120 | 11:24:17.495 |
| 5 | 1:06.344 | +0.218 | 11:25:23.839 |
| 6 | 1:07.222 | +1.096 | 11:26:31.061 |

| Tour | Tps/tour | Diff. | Temps du jour |
|--------------------------------|-----------------|--------|---------------|
| (111) THIBAUT STAEDELIN | | | |
| 1 | 1:12.205 | +5.805 | 11:21:03.105 |
| 2 | 1:08.844 | +2.444 | 11:22:11.949 |
| 3 | 1:07.693 | +1.293 | 11:23:19.642 |
| 4 | 1:07.801 | +1.401 | 11:24:27.443 |
| 5 | 1:08.040 | +1.640 | 11:25:35.483 |
| 6 | 1:06.400 | | 11:26:41.883 |

| Tour | Tps/tour | Diff. | Temps du jour |
|--------------------------------|-----------------|--------|---------------|
| (234) SEBASTIEN PETITOT | | | |
| 1 | 1:10.678 | +2.730 | 11:21:01.556 |
| 2 | 1:08.750 | +0.802 | 11:22:10.306 |
| 3 | 1:07.948 | | 11:23:18.254 |
| 4 | 1:08.576 | +0.628 | 11:24:26.830 |
| 5 | 1:08.691 | +0.743 | 11:25:35.521 |
| 6 | 1:08.440 | +0.492 | 11:26:43.961 |

| Tour | Tps/tour | Diff. | Temps du jour |
|---------------------------|-----------------|--------|---------------|
| (218) DAVID SCHOTT | | | |
| 1 | 1:14.096 | +7.488 | 11:21:04.526 |
| 2 | 1:07.593 | +0.985 | 11:22:12.119 |
| 3 | 1:08.228 | +1.620 | 11:23:20.347 |
| 4 | 1:09.875 | +3.267 | 11:24:30.222 |
| 5 | 1:06.608 | | 11:25:36.830 |
| 6 | 1:07.368 | +0.760 | 11:26:44.198 |

| Tour | Tps/tour | Diff. | Temps du jour |
|--------------------------|-----------------|--------|---------------|
| (212) NOEL ANDRES | | | |
| 1 | 1:12.377 | +3.835 | 11:21:04.242 |
| 2 | 1:09.645 | +1.103 | 11:22:13.887 |
| 3 | 1:08.542 | | 11:23:22.429 |
| 4 | 1:08.599 | +0.057 | 11:24:31.028 |
| 5 | 1:08.863 | +0.321 | 11:25:39.891 |
| 6 | 1:08.773 | +0.231 | 11:26:48.664 |

| Tour | Tps/tour | Diff. | Temps du jour |
|---------------------------|----------|-------|---------------|
| (106) GABRIEL ADAO | | | |

| Tour | Tps/tour | Diff. | Temps du jour |
|------|-----------------|--------|---------------|
| 1 | 1:10.760 | +2.693 | 11:21:01.890 |
| 2 | 1:08.857 | +0.790 | 11:22:10.747 |
| 3 | 1:08.067 | | 11:23:18.814 |
| 4 | 1:08.436 | +0.369 | 11:24:27.250 |
| 5 | 1:09.548 | +1.481 | 11:25:36.798 |
| 6 | 1:08.915 | +0.848 | 11:26:45.713 |

| Tour | Tps/tour | Diff. | Temps du jour |
|----------------------------------|-----------------|--------|---------------|
| (104) JONATHAN SCHWEITZER | | | |
| 1 | 1:12.247 | +4.586 | 11:21:03.866 |
| 2 | 1:09.553 | +1.892 | 11:22:13.419 |
| 3 | 1:12.869 | +5.208 | 11:23:26.288 |
| 4 | 1:08.514 | +0.853 | 11:24:34.802 |
| 5 | 1:07.661 | | 11:25:42.463 |
| 6 | 1:15.728 | +8.067 | 11:26:58.191 |

| Tour | Tps/tour | Diff. | Temps du jour |
|-----------------------------|-----------------|--------|---------------|
| (211) MAURICE TEREZI | | | |
| 1 | 1:10.207 | +1.884 | 11:21:01.015 |
| 2 | 1:08.525 | +0.202 | 11:22:09.540 |
| 3 | 1:08.323 | | 11:23:17.863 |
| 4 | 1:08.369 | +0.046 | 11:24:26.232 |

| Tour | Tps/tour | Diff. | Temps du jour |
|---------------------------|-----------------|--------|---------------|
| (191) SYLVAIN NASS | | | |
| 1 | 1:11.410 | +0.837 | 11:21:02.819 |
| 2 | 1:11.649 | +1.076 | 11:22:14.468 |
| 3 | 1:10.573 | | 11:23:25.041 |

| Tour | Tps/tour | Diff. | Temps du jour |
|------------------------------|-----------------|---------|---------------|
| (158) MICKAEL RICHERT | | | |
| 1 | 1:11.564 | | 11:21:02.265 |
| 2 | 1:35.262 | +23.698 | 11:22:37.527 |

TROPHEE DE LA LIGUE 1-MIRECOURT TRACE 2
Tableau de tour

KZ2 MASTER - KZ2 GENTLEMAN

MIRECOURT 1,250 km

MANCHE QUALIF

19/09/2021 11:00

Course (6 Tours) Démarré à 11:19:49

| Pilotes | Tours | | | | | | | |
|---------------------------|-------|-----|-----|-----|-----|-----|-----|-----|
| | 0 | 1 | 2 | 3 | 4 | 5 | 6 | |
| SERGE ROSSELLO (102) | 1 | 102 | 121 | 121 | 121 | 121 | 121 | 121 |
| BRAHIM GHODBANE (121) | 2 | 121 | 102 | 102 | 102 | 102 | 102 | 244 |
| NICOLAS MERULLA (127) | 3 | 127 | 244 | 244 | 244 | 244 | 244 | 102 |
| DANIEL ESCHER (244) | 4 | 244 | 127 | 127 | 127 | 127 | 127 | 127 |
| DAVID SCHOTT (218) | 5 | 218 | 211 | 211 | 211 | 211 | 111 | 111 |
| MICKAEL RICHERT (158) | 6 | 158 | 234 | 234 | 234 | 234 | 234 | 234 |
| MAURICE TERENCEZI (211) | 7 | 211 | 106 | 106 | 106 | 106 | 106 | 218 |
| SEBASTIEN PETITOT (234) | 8 | 234 | 158 | 111 | 111 | 111 | 218 | 106 |
| THIBAUT STAEDELIN (111) | 9 | 111 | 191 | 218 | 218 | 218 | 212 | 212 |
| GABRIEL ADAO (106) | 10 | 106 | 111 | 104 | 212 | 212 | 104 | 104 |
| SYLVAIN NASS (191) | 11 | 191 | 104 | 212 | 191 | 104 | | |
| JONATHAN SCHWEITZER (104) | 12 | 104 | 212 | 191 | 104 | | | |
| NOEL ANDRES (212) | 13 | 212 | 218 | 158 | | | | |

TROPHEE DE LA LIGUE 1-MIRECOURT TRACE 2
Trié par tour

KZ2 MASTER - KZ2 GENTLEMAN

MIRECOURT 1,250 km

PREFINALE

19/09/2021 14:00

Course (14 Tours) Démarré à 14:10:25

| Pos. | N° | Nom complet | Tours | Diff. | Écart | Meilleur tps | Dans tour | Catégorie | Club |
|------|-----|---------------------|-------|---------|---------|--------------|-----------|---------------|----------------------|
| 1 | 121 | BRAHIM GHODBANE | 14 | | | 55.835 | 2 | KZ2 MASTER | ASK LOMMERANGE |
| 2 | 244 | DANIEL ESCHER | 14 | 0.198 | 0.198 | 56.090 | 7 | KZ2 GENTLEMAN | ASK PEUGEOT MULHOUSE |
| 3 | 102 | SERGE ROSSELLO | 14 | 8.969 | 8.771 | 56.854 | 4 | KZ2 MASTER | ASK PEUGEOT MULHOUSE |
| 4 | 127 | NICOLAS MERULLA | 14 | 9.571 | 0.602 | 56.714 | 12 | KZ2 MASTER | ASA MIRECOURT |
| 5 | 191 | SYLVAIN NASS | 14 | 27.033 | 17.462 | 56.822 | 6 | KZ2 MASTER | ASK MULHOUSE |
| 6 | 234 | SEBASTIEN PETITOT | 14 | 29.637 | 2.604 | 58.226 | 3 | KZ2 GENTLEMAN | ASK LOMMERANGE |
| 7 | 212 | NOEL ANDRES | 14 | 30.392 | 0.755 | 57.669 | 2 | KZ2 GENTLEMAN | ASK WITTENHEIM |
| 8 | 104 | JONATHAN SCHWEITZER | 14 | 30.598 | 0.206 | 57.879 | 13 | KZ2 MASTER | ASK PEUGEOT MULHOUSE |
| 9 | 111 | THIBAUT STAEDELIN | 14 | 33.742 | 3.144 | 57.605 | 14 | KZ2 MASTER | ASK PEUGEOT MULHOUSE |
| 10 | 106 | GABRIEL ADAO | 11 | 3 Tours | 3 Tours | 57.157 | 3 | KZ2 MASTER | ASK PEUGEOT MULHOUSE |
| 11 | 158 | MICKAEL RICHERT | 11 | 3 Tours | 20.856 | 57.854 | 8 | KZ2 MASTER | ASK PEUGEOT MULHOUSE |
| 12 | 218 | DAVID SCHOTT | 9 | 5 Tours | 2 Tours | 56.201 | 4 | KZ2 GENTLEMAN | ASK PEUGEOT MULHOUSE |
| 13 | 211 | MAURICE TEREZZI | 7 | 7 Tours | 2 Tours | 57.242 | 7 | KZ2 GENTLEMAN | ASK LOMMERANGE |

Annonces

N°111 / 190 : 5s PENALITE POUR CARENAGE

| Marge de victoire | Vit. moy. | Meilleur tps/tour | Meilleure vit. | Meilleur tour |
|-------------------|-----------|-------------------|----------------|-----------------------|
| 0.198 | 79,378 | 55.835 | 80,595 | 121 - BRAHIM GHODBANE |

SOUS RESERVE DE CONTROLE TECHNIQUE ET DE FAITS SPORTIFS

Orbits

Directeur de course : V SOUCAT

Organisateur: ASK Bouzonville - Chrono: Marie - CIAO

RESULTATS ET LIVETIMING SPEEDHIVE APP

Imprimé : 21/09/2021 07:08:36


www.mylaps.com

 Licence pour: ciao.sa

TROPHEE DE LA LIGUE 1-MIRECOURT TRACE 2
KZ2 MASTER - KZ2 GENTLEMAN
MIRECOURT 1,250 km
PREFINALE
19/09/2021 14:00
Course (14 Tours) Démarré à 14:10:25

| Tour | Tps/tour | Diff. | Temps du jour |
|------------------------------|---------------|--------|---------------|
| (121) BRAHIM GHODBANE | | | |
| 1 | 58.161 | +2.326 | 14:11:23.291 |
| 2 | 55.835 | | 14:12:19.126 |
| 3 | 56.896 | +1.061 | 14:13:16.022 |
| 4 | 57.672 | +1.837 | 14:14:13.694 |
| 5 | 56.504 | +0.669 | 14:15:10.198 |
| 6 | 56.003 | +0.168 | 14:16:06.201 |
| 7 | 56.120 | +0.285 | 14:17:02.321 |
| 8 | 56.318 | +0.483 | 14:17:58.639 |
| 9 | 56.365 | +0.530 | 14:18:55.004 |
| 10 | 57.053 | +1.218 | 14:19:52.057 |
| 11 | 56.728 | +0.893 | 14:20:48.785 |
| 12 | 56.714 | +0.879 | 14:21:45.499 |
| 13 | 56.351 | +0.516 | 14:22:41.850 |
| 14 | 56.849 | +1.014 | 14:23:38.699 |

| Tour | Tps/tour | Diff. | Temps du jour |
|----------------------------|---------------|--------|---------------|
| (244) DANIEL ESCHER | | | |
| 1 | 59.413 | +3.323 | 14:11:25.112 |
| 2 | 57.090 | +1.000 | 14:12:22.202 |
| 3 | 56.418 | +0.328 | 14:13:18.620 |
| 4 | 56.455 | +0.365 | 14:14:15.075 |
| 5 | 56.205 | +0.115 | 14:15:11.280 |
| 6 | 56.203 | +0.113 | 14:16:07.483 |
| 7 | 56.090 | | 14:17:03.573 |
| 8 | 56.328 | +0.238 | 14:17:59.901 |
| 9 | 56.287 | +0.197 | 14:18:56.188 |
| 10 | 56.555 | +0.465 | 14:19:52.743 |
| 11 | 56.407 | +0.317 | 14:20:49.150 |
| 12 | 56.715 | +0.625 | 14:21:45.865 |
| 13 | 56.363 | +0.273 | 14:22:42.228 |
| 14 | 56.669 | +0.579 | 14:23:38.897 |

| Tour | Tps/tour | Diff. | Temps du jour |
|-----------------------------|---------------|--------|---------------|
| (102) SERGE ROSSELLO | | | |
| 1 | 59.873 | +3.019 | 14:11:24.901 |
| 2 | 57.097 | +0.243 | 14:12:21.998 |
| 3 | 57.406 | +0.552 | 14:13:19.404 |
| 4 | 56.854 | | 14:14:16.258 |
| 5 | 57.162 | +0.308 | 14:15:13.420 |
| 6 | 57.415 | +0.561 | 14:16:10.835 |
| 7 | 57.228 | +0.374 | 14:17:08.063 |
| 8 | 57.104 | +0.250 | 14:18:05.167 |
| 9 | 56.961 | +0.107 | 14:19:02.128 |
| 10 | 56.961 | +0.107 | 14:19:59.089 |
| 11 | 56.987 | +0.133 | 14:20:56.076 |
| 12 | 56.986 | +0.132 | 14:21:53.062 |
| 13 | 57.215 | +0.361 | 14:22:50.277 |
| 14 | 57.391 | +0.537 | 14:23:47.668 |

| Tour | Tps/tour | Diff. | Temps du jour |
|------------------------------|---------------|--------|---------------|
| (127) NICOLAS MERULLA | | | |
| 1 | 1:00.195 | +3.481 | 14:11:25.902 |
| 2 | 57.467 | +0.753 | 14:12:23.369 |
| 3 | 57.139 | +0.425 | 14:13:20.508 |
| 4 | 57.440 | +0.726 | 14:14:17.948 |
| 5 | 57.368 | +0.654 | 14:15:15.316 |
| 6 | 56.924 | +0.210 | 14:16:12.240 |
| 7 | 56.804 | +0.090 | 14:17:09.044 |
| 8 | 57.069 | +0.355 | 14:18:06.113 |
| 9 | 56.784 | +0.070 | 14:19:02.897 |
| 10 | 57.127 | +0.413 | 14:20:00.024 |
| 11 | 56.835 | +0.121 | 14:20:56.859 |
| 12 | 56.714 | | 14:21:53.573 |
| 13 | 57.164 | +0.450 | 14:22:50.737 |
| 14 | 57.533 | +0.819 | 14:23:48.270 |

| Tour | Tps/tour | Diff. | Temps du jour |
|---------------------------|----------|-------|---------------|
| (191) SYLVAIN NASS | | | |

| Tour | Tps/tour | Diff. | Temps du jour |
|------|---------------|--------|---------------|
| 1 | 1:02.408 | +5.586 | 14:11:29.963 |
| 2 | 58.063 | +1.241 | 14:12:28.026 |
| 3 | 57.660 | +0.838 | 14:13:25.686 |
| 4 | 58.508 | +1.686 | 14:14:24.194 |
| 5 | 57.317 | +0.495 | 14:15:21.511 |
| 6 | 56.822 | | 14:16:18.333 |
| 7 | 57.002 | +0.180 | 14:17:15.335 |
| 8 | 57.121 | +0.299 | 14:18:12.456 |
| 9 | 57.477 | +0.655 | 14:19:09.933 |
| 10 | 57.515 | +0.693 | 14:20:07.448 |
| 11 | 57.607 | +0.785 | 14:21:05.055 |
| 12 | 57.712 | +0.890 | 14:22:02.767 |
| 13 | 58.895 | +2.073 | 14:23:01.662 |
| 14 | 59.070 | +2.248 | 14:24:00.732 |

| Tour | Tps/tour | Diff. | Temps du jour |
|--------------------------------|---------------|--------|---------------|
| (234) SEBASTIEN PETITOT | | | |
| 1 | 1:01.340 | +3.114 | 14:11:27.316 |
| 2 | 58.795 | +0.569 | 14:12:26.111 |
| 3 | 58.226 | | 14:13:24.337 |
| 4 | 58.737 | +0.511 | 14:14:23.074 |
| 5 | 58.728 | +0.502 | 14:15:21.802 |
| 6 | 58.326 | +0.100 | 14:16:20.128 |
| 7 | 58.562 | +0.336 | 14:17:18.690 |
| 8 | 58.569 | +0.343 | 14:18:17.259 |
| 9 | 58.872 | +0.646 | 14:19:16.131 |
| 10 | 58.641 | +0.415 | 14:20:14.772 |
| 11 | 58.392 | +0.166 | 14:21:13.164 |
| 12 | 58.261 | +0.035 | 14:22:11.425 |
| 13 | 58.282 | +0.056 | 14:23:09.707 |
| 14 | 58.629 | +0.403 | 14:24:08.336 |

| Tour | Tps/tour | Diff. | Temps du jour |
|--------------------------|---------------|--------|---------------|
| (212) NOEL ANDRES | | | |
| 1 | 1:02.575 | +4.906 | 14:11:29.119 |
| 2 | 57.669 | | 14:12:26.788 |
| 3 | 58.284 | +0.615 | 14:13:25.072 |
| 4 | 59.635 | +1.966 | 14:14:24.707 |
| 5 | 57.739 | +0.070 | 14:15:22.446 |
| 6 | 58.017 | +0.348 | 14:16:20.463 |
| 7 | 58.563 | +0.894 | 14:17:19.026 |
| 8 | 58.521 | +0.852 | 14:18:17.547 |
| 9 | 59.034 | +1.365 | 14:19:16.581 |
| 10 | 58.569 | +0.900 | 14:20:15.150 |
| 11 | 59.810 | +2.141 | 14:21:14.960 |
| 12 | 58.206 | +0.537 | 14:22:13.166 |
| 13 | 57.891 | +0.222 | 14:23:11.057 |
| 14 | 58.034 | +0.365 | 14:24:09.091 |

| Tour | Tps/tour | Diff. | Temps du jour |
|----------------------------------|---------------|--------|---------------|
| (104) JONATHAN SCHWEITZER | | | |
| 1 | 1:02.610 | +4.731 | 14:11:29.458 |
| 2 | 59.431 | +1.552 | 14:12:28.889 |
| 3 | 58.671 | +0.792 | 14:13:27.560 |
| 4 | 58.679 | +0.800 | 14:14:26.239 |
| 5 | 58.261 | +0.382 | 14:15:24.500 |
| 6 | 58.605 | +0.726 | 14:16:23.105 |
| 7 | 58.003 | +0.124 | 14:17:21.108 |
| 8 | 58.743 | +0.864 | 14:18:19.851 |
| 9 | 58.332 | +0.453 | 14:19:18.183 |
| 10 | 58.162 | +0.283 | 14:20:16.345 |
| 11 | 58.806 | +0.927 | 14:21:15.151 |
| 12 | 58.209 | +0.330 | 14:22:13.360 |
| 13 | 57.879 | | 14:23:11.239 |
| 14 | 58.058 | +0.179 | 14:24:09.297 |

| Tour | Tps/tour | Diff. | Temps du jour |
|--------------------------------|----------|--------|---------------|
| (111) THIBAUT STAEDELIN | | | |
| 1 | 1:00.157 | +2.552 | 14:11:26.178 |
| 2 | 1:00.716 | +3.111 | 14:12:26.894 |

| Tour | Tps/tour | Diff. | Temps du jour |
|------|---------------|--------|---------------|
| 3 | 59.022 | +1.417 | 14:13:25.916 |
| 4 | 59.147 | +1.542 | 14:14:25.063 |
| 5 | 57.956 | +0.351 | 14:15:23.019 |
| 6 | 57.932 | +0.327 | 14:16:20.951 |
| 7 | 58.380 | +0.775 | 14:17:19.331 |
| 8 | 58.507 | +0.902 | 14:18:17.838 |
| 9 | 58.821 | +1.216 | 14:19:16.659 |
| 10 | 58.802 | +1.197 | 14:20:15.461 |
| 11 | 58.384 | +0.779 | 14:21:13.845 |
| 12 | 57.693 | +0.088 | 14:22:11.538 |
| 13 | 58.298 | +0.693 | 14:23:09.836 |
| 14 | 57.605 | | 14:24:07.441 |

| Tour | Tps/tour | Diff. | Temps du jour |
|---------------------------|---------------|--------|---------------|
| (106) GABRIEL ADAO | | | |
| 1 | 1:01.094 | +3.937 | 14:11:27.442 |
| 2 | 57.777 | +0.620 | 14:12:25.219 |
| 3 | 57.157 | | 14:13:22.376 |
| 4 | 57.874 | +0.717 | 14:14:20.250 |
| 5 | 57.160 | +0.003 | 14:15:17.410 |
| 6 | 57.237 | +0.080 | 14:16:14.647 |
| 7 | 57.406 | +0.249 | 14:17:12.053 |
| 8 | 57.445 | +0.288 | 14:18:09.498 |
| 9 | 57.220 | +0.063 | 14:19:06.718 |
| 10 | 57.496 | +0.339 | 14:20:04.214 |
| 11 | 57.910 | +0.753 | 14:21:02.124 |

| Tour | Tps/tour | Diff. | Temps du jour |
|------------------------------|---------------|--------|---------------|
| (158) MICKAEL RICHERT | | | |
| 1 | 1:02.256 | +4.402 | 14:11:29.696 |
| 2 | 58.020 | +0.166 | 14:12:27.716 |
| 3 | 58.506 | +0.652 | 14:13:26.222 |
| 4 | 58.602 | +0.748 | 14:14:24.824 |
| 5 | 57.985 | +0.131 | 14:15:22.809 |
| 6 | 58.050 | +0.196 | 14:16:20.859 |
| 7 | 59.739 | +1.885 | 14:17:20.598 |
| 8 | 57.854 | | 14:18:18.452 |
| 9 | 58.693 | +0.839 | 14:19:17.145 |
| 10 | 58.130 | +0.276 | 14:20:15.275 |
| 11 | 1:07.705 | +9.851 | 14:21:22.980 |

| Tour | Tps/tour | Diff. | Temps du jour |
|---------------------------|---------------|---------|---------------|
| (218) DAVID SCHOTT | | | |
| 1 | 1:13.214 | +17.013 | 14:11:39.481 |
| 2 | 56.809 | +0.608 | 14:12:36.290 |
| 3 | 56.539 | +0.338 | 14:13:32.829 |
| 4 | 56.201 | | 14:14:29.030 |
| 5 | 56.202 | +0.001 | 14:15:25.232 |
| 6 | 56.308 | +0.107 | 14:16:21.540 |
| 7 | 58.376 | +2.175 | 14:17:19.916 |
| 8 | 57.700 | +1.499 | 14:18:17.616 |
| 9 | 1:24.404 | +28.203 | 14:19:42.020 |

| Tour | Tps/tour | Diff. | Temps du jour |
|-----------------------------|---------------|--------|---------------|
| (211) MAURICE TEREZI | | | |
| 1 | 1:02.088 | +4.846 | 14:11:28.801 |
| 2 | 57.827 | +0.585 | 14:12:26.628 |
| 3 | 57.914 | +0.672 | 14:13:24.542 |
| 4 | 57.661 | +0.419 | 14:14:22.203 |
| 5 | 57.364 | +0.122 | 14:15:19.567 |
| 6 | 57.299 | +0.057 | 14:16:16.866 |
| 7 | 57.242 | | 14:17:14.108 |

TROPHEE DE LA LIGUE 1-MIRECOURT TRACE 2
Tableau de tour


KZ2 MASTER - KZ2 GENTLEMAN

MIRECOURT 1,250 km

PREFINALE

19/09/2021 14:00

Course (14 Tours) Démarré à 14:10:25



| Pilotes | Tours | | | | | | | | | | | | | | |
|---------------------------|-------|-----|-----|-----|-----|-----|-----|-----|-----|-----|-----|-----|-----|-----|-----|
| | 0 | 1 | 2 | 3 | 4 | 5 | 6 | 7 | 8 | 9 | 10 | 11 | 12 | 13 | 14 |
| SERGE ROSSELLO (102) | 1 | 102 | 121 | 121 | 121 | 121 | 121 | 121 | 121 | 121 | 121 | 121 | 121 | 121 | 121 |
| BRAHIM GHODBANE (121) | 2 | 121 | 102 | 102 | 244 | 244 | 244 | 244 | 244 | 244 | 244 | 244 | 244 | 244 | 244 |
| DANIEL ESCHER (244) | 3 | 244 | 244 | 244 | 102 | 102 | 102 | 102 | 102 | 102 | 102 | 102 | 102 | 102 | 102 |
| NICOLAS MERULLA (127) | 4 | 127 | 127 | 127 | 127 | 127 | 127 | 127 | 127 | 127 | 127 | 127 | 127 | 127 | 127 |
| SEBASTIEN PETITOT (234) | 5 | 234 | 111 | 106 | 106 | 106 | 106 | 106 | 106 | 106 | 106 | 106 | 191 | 191 | 191 |
| THIBAUT STAEDLIN (111) | 6 | 111 | 234 | 234 | 234 | 211 | 211 | 211 | 211 | 191 | 191 | 191 | 191 | 234 | 234 |
| DAVID SCHOTT (218) | 7 | 218 | 106 | 211 | 211 | 234 | 191 | 191 | 191 | 234 | 234 | 234 | 234 | 111 | 111 |
| GABRIEL ADAO (106) | 8 | 106 | 211 | 212 | 212 | 191 | 234 | 234 | 234 | 212 | 212 | 212 | 111 | 212 | 212 |
| NOEL ANDRES (212) | 9 | 212 | 212 | 111 | 191 | 212 | 212 | 212 | 212 | 218 | 111 | 158 | 212 | 104 | 104 |
| MAURICE TEREZI (211) | 10 | 211 | 104 | 158 | 111 | 158 | 158 | 158 | 111 | 111 | 158 | 111 | 104 | | |
| JONATHAN SCHWEITZER (104) | 11 | 104 | 158 | 191 | 158 | 111 | 111 | 111 | 218 | 158 | 104 | 104 | 158 | | |
| MICKAEL RICHERT (158) | 12 | 158 | 191 | 104 | 104 | 104 | 104 | 218 | 158 | 104 | 218 | | | | |
| SYLVAIN NASS (191) | 13 | 191 | 218 | 218 | 218 | 218 | 218 | 104 | 104 | | | | | | |

TROPHEE DE LA LIGUE 1-MIRECOURT TRACE 2
Trié par tour

KZ2 MASTER - KZ2 GENTLEMAN

MIRECOURT 1,250 km

FINALE

19/09/2021 16:00

Course (14 Tours) Démarré à 16:09:29

| Pos. | N° | Nom complet | Tours | Diff. | Écart | Meilleur tps | Dans tour | Catégorie | Club |
|------|-----|---------------------|-------|----------|----------|--------------|-----------|---------------|----------------------|
| 1 | 244 | DANIEL ESCHER | 14 | | | 56.315 | 3 | KZ2 GENTLEMAN | ASK PEUGEOT MULHOUSE |
| 2 | 121 | BRAHIM GHODBANE | 14 | 5.790 | 5.790 | 56.051 | 6 | KZ2 MASTER | ASK LOMMERANGE |
| 3 | 218 | DAVID SCHOTT | 14 | 8.785 | 2.995 | 56.394 | 8 | KZ2 GENTLEMAN | ASK PEUGEOT MULHOUSE |
| 4 | 127 | NICOLAS MERULLA | 14 | 11.980 | 3.195 | 56.937 | 11 | KZ2 MASTER | ASA MIRECOURT |
| 5 | 102 | SERGE ROSSELLO | 14 | 13.236 | 1.256 | 57.013 | 8 | KZ2 MASTER | ASK PEUGEOT MULHOUSE |
| 6 | 191 | SYLVAIN NASS | 14 | 15.849 | 2.613 | 56.971 | 5 | KZ2 MASTER | ASK MULHOUSE |
| 7 | 106 | GABRIEL ADAO | 14 | 16.033 | 0.184 | 56.982 | 6 | KZ2 MASTER | ASK PEUGEOT MULHOUSE |
| 8 | 211 | MAURICE TERENCE | 14 | 22.059 | 6.026 | 57.255 | 9 | KZ2 GENTLEMAN | ASK LOMMERANGE |
| 9 | 111 | THIBAUT STAEDELIN | 14 | 22.136 | 0.077 | 56.928 | 12 | KZ2 MASTER | ASK PEUGEOT MULHOUSE |
| 10 | 234 | SEBASTIEN PETITOT | 14 | 25.277 | 3.141 | 57.373 | 12 | KZ2 GENTLEMAN | ASK LOMMERANGE |
| 11 | 212 | NOEL ANDRES | 14 | 25.566 | 0.289 | 57.645 | 14 | KZ2 GENTLEMAN | ASK WITTENHEIM |
| 12 | 104 | JONATHAN SCHWEITZER | 1 | 13 Tours | 13 Tours | 1:00.897 | 1 | KZ2 MASTER | ASK PEUGEOT MULHOUSE |
| 13 | 158 | MICKAEL RICHERT | | | | | 0 | KZ2 MASTER | ASK PEUGEOT MULHOUSE |

Annonces

N°121 : 5s PENALITE POUR CARENAGE

| Marge de victoire | Vit. moy. | Meilleur tps/tour | Meilleure vit. | Meilleur tour |
|-------------------|-----------|-------------------|----------------|-----------------------|
| 5.790 | 79,305 | 56.051 | 80,284 | 121 - BRAHIM GHODBANE |

SOUS RESERVE DE CONTROLE TECHNIQUE ET DE FAITS SPORTIFS

Orbits

Directeur de course : V SOUCAT

Organisateur: ASK Bouzonville - Chrono: Marie - CIAO

RESULTATS ET LIVETIMING SPEEDHIVE APP

Imprimé : 21/09/2021 07:08:57


www.mylaps.com

 Licence pour: ciao.sa

TROPHEE DE LA LIGUE 1-MIRECOURT TRACE 2
KZ2 MASTER - KZ2 GENTLEMAN
MIRECOURT 1,250 km
FINALE
19/09/2021 16:00
Course (14 Tours) Démarré à 16:09:29

| Tour | Tps/tour | Diff. | Temps du jour |
|----------------------------|---------------|--------|---------------|
| (244) DANIEL ESCHER | | | |
| 1 | 58.644 | +2.329 | 16:10:28.401 |
| 2 | 56.607 | +0.292 | 16:11:25.008 |
| 3 | 56.315 | | 16:12:21.323 |
| 4 | 56.505 | +0.190 | 16:13:17.828 |
| 5 | 56.528 | +0.213 | 16:14:14.356 |
| 6 | 56.395 | +0.080 | 16:15:10.751 |
| 7 | 56.491 | +0.176 | 16:16:07.242 |
| 8 | 56.544 | +0.229 | 16:17:03.786 |
| 9 | 56.571 | +0.256 | 16:18:00.357 |
| 10 | 56.739 | +0.424 | 16:18:57.096 |
| 11 | 56.615 | +0.300 | 16:19:53.711 |
| 12 | 56.670 | +0.355 | 16:20:50.381 |
| 13 | 56.589 | +0.274 | 16:21:46.970 |
| 14 | 57.188 | +0.873 | 16:22:44.158 |

| Tour | Tps/tour | Diff. | Temps du jour |
|------------------------------|---------------|--------|---------------|
| (121) BRAHIM GHODBANE | | | |
| 1 | 59.989 | +3.938 | 16:10:29.814 |
| 2 | 57.235 | +1.184 | 16:11:27.049 |
| 3 | 56.124 | +0.073 | 16:12:23.173 |
| 4 | 56.241 | +0.190 | 16:13:19.414 |
| 5 | 56.167 | +0.116 | 16:14:15.581 |
| 6 | 56.051 | | 16:15:11.632 |
| 7 | 56.307 | +0.256 | 16:16:07.939 |
| 8 | 56.211 | +0.160 | 16:17:04.150 |
| 9 | 56.430 | +0.379 | 16:18:00.580 |
| 10 | 56.950 | +0.899 | 16:18:57.530 |
| 11 | 56.456 | +0.405 | 16:19:53.986 |
| 12 | 56.807 | +0.756 | 16:20:50.793 |
| 13 | 56.494 | +0.443 | 16:21:47.287 |
| 14 | 57.661 | +1.610 | 16:22:44.948 |

| Tour | Tps/tour | Diff. | Temps du jour |
|---------------------------|---------------|--------|---------------|
| (218) DAVID SCHOTT | | | |
| 1 | 1:00.960 | +4.566 | 16:10:32.373 |
| 2 | 57.689 | +1.295 | 16:11:30.062 |
| 3 | 58.005 | +1.611 | 16:12:28.067 |
| 4 | 56.949 | +0.555 | 16:13:25.016 |
| 5 | 56.662 | +0.268 | 16:14:21.678 |
| 6 | 56.912 | +0.518 | 16:15:18.590 |
| 7 | 57.741 | +1.347 | 16:16:16.331 |
| 8 | 56.394 | | 16:17:12.725 |
| 9 | 56.561 | +0.167 | 16:18:09.286 |
| 10 | 56.583 | +0.189 | 16:19:05.869 |
| 11 | 56.665 | +0.271 | 16:20:02.534 |
| 12 | 56.666 | +0.272 | 16:20:59.200 |
| 13 | 56.632 | +0.238 | 16:21:55.832 |
| 14 | 57.111 | +0.717 | 16:22:52.943 |

| Tour | Tps/tour | Diff. | Temps du jour |
|------------------------------|---------------|--------|---------------|
| (127) NICOLAS MERULLA | | | |
| 1 | 59.488 | +2.551 | 16:10:29.691 |
| 2 | 58.090 | +1.153 | 16:11:27.781 |
| 3 | 57.590 | +0.653 | 16:12:25.371 |
| 4 | 57.167 | +0.230 | 16:13:22.538 |
| 5 | 57.334 | +0.397 | 16:14:19.872 |
| 6 | 57.659 | +0.722 | 16:15:17.531 |
| 7 | 57.252 | +0.315 | 16:16:14.783 |
| 8 | 57.295 | +0.358 | 16:17:12.078 |
| 9 | 58.025 | +1.088 | 16:18:10.103 |
| 10 | 57.173 | +0.236 | 16:19:07.276 |
| 11 | 56.937 | | 16:20:04.213 |
| 12 | 57.370 | +0.433 | 16:21:01.583 |
| 13 | 57.337 | +0.400 | 16:21:58.920 |
| 14 | 57.218 | +0.281 | 16:22:56.138 |

| Tour | Tps/tour | Diff. | Temps du jour |
|-----------------------------|----------|-------|---------------|
| (102) SERGE ROSSELLO | | | |

| Tour | Tps/tour | Diff. | Temps du jour |
|------|---------------|--------|---------------|
| 1 | 1:00.781 | +3.768 | 16:10:31.234 |
| 2 | 58.391 | +1.378 | 16:11:29.625 |
| 3 | 57.467 | +0.454 | 16:12:27.092 |
| 4 | 57.209 | +0.196 | 16:13:24.301 |
| 5 | 57.068 | +0.055 | 16:14:21.369 |
| 6 | 57.040 | +0.027 | 16:15:18.409 |
| 7 | 58.185 | +1.172 | 16:16:16.594 |
| 8 | 57.013 | | 16:17:13.607 |
| 9 | 57.265 | +0.252 | 16:18:10.872 |
| 10 | 57.274 | +0.261 | 16:19:08.146 |
| 11 | 57.239 | +0.226 | 16:20:05.385 |
| 12 | 57.319 | +0.306 | 16:21:02.704 |
| 13 | 57.228 | +0.215 | 16:21:59.932 |
| 14 | 57.462 | +0.449 | 16:22:57.394 |

| Tour | Tps/tour | Diff. | Temps du jour |
|---------------------------|---------------|--------|---------------|
| (191) SYLVAIN NASS | | | |
| 1 | 1:01.244 | +4.273 | 16:10:32.137 |
| 2 | 57.867 | +0.896 | 16:11:30.004 |
| 3 | 57.833 | +0.862 | 16:12:27.837 |
| 4 | 57.889 | +0.918 | 16:13:25.726 |
| 5 | 56.971 | | 16:14:22.697 |
| 6 | 57.220 | +0.249 | 16:15:19.917 |
| 7 | 57.035 | +0.064 | 16:16:16.952 |
| 8 | 57.439 | +0.468 | 16:17:14.391 |
| 9 | 57.519 | +0.548 | 16:18:11.910 |
| 10 | 58.033 | +1.062 | 16:19:09.943 |
| 11 | 57.057 | +0.086 | 16:20:07.000 |
| 12 | 57.501 | +0.530 | 16:21:04.501 |
| 13 | 57.924 | +0.953 | 16:22:02.425 |
| 14 | 57.582 | +0.611 | 16:23:00.007 |

| Tour | Tps/tour | Diff. | Temps du jour |
|---------------------------|---------------|--------|---------------|
| (106) GABRIEL ADAO | | | |
| 1 | 1:00.322 | +3.340 | 16:10:31.503 |
| 2 | 58.856 | +1.874 | 16:11:30.359 |
| 3 | 58.729 | +1.747 | 16:12:29.088 |
| 4 | 57.847 | +0.865 | 16:13:26.935 |
| 5 | 57.726 | +0.744 | 16:14:24.661 |
| 6 | 56.982 | | 16:15:21.643 |
| 7 | 57.151 | +0.169 | 16:16:18.794 |
| 8 | 57.200 | +0.218 | 16:17:15.994 |
| 9 | 57.208 | +0.226 | 16:18:13.202 |
| 10 | 57.447 | +0.465 | 16:19:10.649 |
| 11 | 57.053 | +0.071 | 16:20:07.702 |
| 12 | 57.292 | +0.310 | 16:21:04.994 |
| 13 | 57.674 | +0.692 | 16:22:02.668 |
| 14 | 57.523 | +0.541 | 16:23:00.191 |

| Tour | Tps/tour | Diff. | Temps du jour |
|-------------------------------|---------------|--------|---------------|
| (211) MAURICE TEREZINI | | | |
| 1 | 1:02.213 | +4.958 | 16:10:33.828 |
| 2 | 57.883 | +0.628 | 16:11:31.711 |
| 3 | 58.057 | +0.802 | 16:12:29.768 |
| 4 | 58.304 | +1.049 | 16:13:28.072 |
| 5 | 58.042 | +0.787 | 16:14:26.114 |
| 6 | 57.758 | +0.503 | 16:15:23.872 |
| 7 | 57.982 | +0.727 | 16:16:21.854 |
| 8 | 58.374 | +1.119 | 16:17:20.228 |
| 9 | 57.255 | | 16:18:17.483 |
| 10 | 58.029 | +0.774 | 16:19:15.512 |
| 11 | 57.570 | +0.315 | 16:20:13.082 |
| 12 | 57.476 | +0.221 | 16:21:10.558 |
| 13 | 57.835 | +0.580 | 16:22:08.393 |
| 14 | 57.824 | +0.569 | 16:23:06.217 |

| Tour | Tps/tour | Diff. | Temps du jour |
|--------------------------------|----------|--------|---------------|
| (111) THIBAUT STAEDELIN | | | |
| 1 | 1:02.127 | +5.199 | 16:10:33.426 |
| 2 | 57.731 | +0.803 | 16:11:31.157 |

| Tour | Tps/tour | Diff. | Temps du jour |
|------|---------------|--------|---------------|
| 3 | 58.322 | +1.394 | 16:12:29.479 |
| 4 | 58.324 | +1.396 | 16:13:27.803 |
| 5 | 57.898 | +0.970 | 16:14:25.701 |
| 6 | 57.650 | +0.722 | 16:15:23.351 |
| 7 | 59.046 | +2.118 | 16:16:22.397 |
| 8 | 58.415 | +1.487 | 16:17:20.812 |
| 9 | 58.524 | +1.596 | 16:18:19.336 |
| 10 | 57.874 | +0.946 | 16:19:17.210 |
| 11 | 57.083 | +0.155 | 16:20:14.293 |
| 12 | 56.928 | | 16:21:11.221 |
| 13 | 57.345 | +0.417 | 16:22:08.566 |
| 14 | 57.728 | +0.800 | 16:23:06.294 |

| Tour | Tps/tour | Diff. | Temps du jour |
|--------------------------------|---------------|--------|---------------|
| (234) SEBASTIEN PETITOT | | | |
| 1 | 1:00.356 | +2.983 | 16:10:30.971 |
| 2 | 58.373 | +1.000 | 16:11:29.344 |
| 3 | 59.440 | +2.067 | 16:12:28.784 |
| 4 | 57.930 | +0.557 | 16:13:26.714 |
| 5 | 58.472 | +1.099 | 16:14:25.186 |
| 6 | 57.718 | +0.345 | 16:15:22.904 |
| 7 | 58.911 | +1.538 | 16:16:21.815 |
| 8 | 58.894 | +1.521 | 16:17:20.709 |
| 9 | 58.556 | +1.183 | 16:18:19.265 |
| 10 | 57.901 | +0.528 | 16:19:17.166 |
| 11 | 58.674 | +1.301 | 16:20:15.840 |
| 12 | 57.373 | | 16:21:13.213 |
| 13 | 57.751 | +0.378 | 16:22:10.964 |
| 14 | 58.471 | +1.098 | 16:23:09.435 |

| Tour | Tps/tour | Diff. | Temps du jour |
|--------------------------|---------------|--------|---------------|
| (212) NOEL ANDRES | | | |
| 1 | 1:01.993 | +4.348 | 16:10:33.089 |
| 2 | 57.903 | +0.258 | 16:11:30.992 |
| 3 | 58.407 | +0.762 | 16:12:29.399 |
| 4 | 58.258 | +0.613 | 16:13:27.657 |
| 5 | 57.800 | +0.155 | 16:14:25.457 |
| 6 | 57.791 | +0.146 | 16:15:23.248 |
| 7 | 59.096 | +1.451 | 16:16:22.344 |
| 8 | 59.069 | +1.424 | 16:17:21.413 |
| 9 | 58.588 | +0.943 | 16:18:20.001 |
| 10 | 57.693 | +0.048 | 16:19:17.694 |
| 11 | 58.657 | +1.012 | 16:20:16.351 |
| 12 | 57.859 | +0.214 | 16:21:14.210 |
| 13 | 57.869 | +0.224 | 16:22:12.079 |
| 14 | 57.645 | | 16:23:09.724 |

| Tour | Tps/tour | Diff. | Temps du jour |
|----------------------------------|-----------------|-------|---------------|
| (104) JONATHAN SCHWEITZER | | | |
| 1 | 1:00.897 | | 16:10:31.852 |

TROPHEE DE LA LIGUE 1-MIRECOURT TRACE 2

Tableau de tour

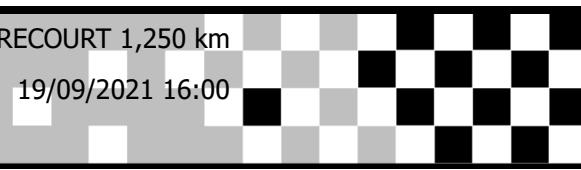
KZ2 MASTER - KZ2 GENTLEMAN

MIRECOURT 1,250 km

FINALE

19/09/2021 16:00

Course (14 Tours) Démarré à 16:09:29



| Pilotes | Tours | | | | | | | | | | | | | | |
|---------------------------|-------|-----|-----|-----|-----|-----|-----|-----|-----|-----|-----|-----|-----|-----|-----|
| | 0 | 1 | 2 | 3 | 4 | 5 | 6 | 7 | 8 | 9 | 10 | 11 | 12 | 13 | 14 |
| DANIEL ESCHER (244) | 1 | 244 | 244 | 244 | 244 | 244 | 244 | 244 | 244 | 244 | 244 | 244 | 244 | 244 | 244 |
| BRAHIM GHODBANE (121) | 2 | 121 | 127 | 121 | 121 | 121 | 121 | 121 | 121 | 121 | 121 | 121 | 121 | 121 | 121 |
| NICOLAS MERULLA (127) | 3 | 127 | 121 | 127 | 127 | 127 | 127 | 127 | 127 | 218 | 218 | 218 | 218 | 218 | 218 |
| SERGE ROSSELLO (102) | 4 | 102 | 234 | 234 | 102 | 102 | 102 | 102 | 218 | 218 | 127 | 127 | 127 | 127 | 127 |
| SEBASTIEN PETITOT (234) | 5 | 234 | 102 | 102 | 191 | 218 | 218 | 218 | 102 | 102 | 102 | 102 | 102 | 102 | 102 |
| SYLVAIN NASS (191) | 6 | 191 | 106 | 191 | 218 | 191 | 191 | 191 | 191 | 191 | 191 | 191 | 191 | 191 | 191 |
| JONATHAN SCHWEITZER (104) | 7 | 104 | 104 | 218 | 234 | 234 | 106 | 106 | 106 | 106 | 106 | 106 | 106 | 106 | 106 |
| NOEL ANDRES (212) | 8 | 212 | 191 | 106 | 106 | 106 | 234 | 234 | 234 | 211 | 211 | 211 | 211 | 211 | 211 |
| GABRIEL ADAO (106) | 9 | 106 | 218 | 212 | 212 | 212 | 212 | 211 | 234 | 234 | 234 | 111 | 111 | 111 | 111 |
| THIBAUT STAEDELIN (111) | 10 | 111 | 212 | 111 | 111 | 111 | 111 | 212 | 111 | 111 | 111 | 234 | 234 | 234 | 234 |
| DAVID SCHOTT (218) | 11 | 218 | 111 | 211 | 211 | 211 | 211 | 111 | 212 | 212 | 212 | 212 | 212 | 212 | 212 |
| MAURICE TERENCE (211) | 12 | 211 | 211 | | | | | | | | | | | | |
| - | 13 | | | | | | | | | | | | | | |

TROPHEE DE LA LIGUE 1-MIRECOURT TRACE 2
Trié par tour

KZ2 MASTER - KZ2 GENTLEMAN

MIRECOURT 1,250 km

FINALE

19/09/2021 16:00

Course (14 Tours) Démarré à 16:09:29

| Pos. | N° | Nom complet | Tours | Diff. | Meilleur tps | Dans tour | Club | Catégorie |
|----------------------|-----|---------------------|-------|----------|--------------|-----------|----------------------|---------------|
| KZ2 GENTLEMAN | | | | | | | | |
| 1 | 244 | DANIEL ESCHER | 14 | | 56.315 | 3 | ASK PEUGEOT MULHOUSE | KZ2 GENTLEMAN |
| 2 | 218 | DAVID SCHOTT | 14 | 8.785 | 56.394 | 8 | ASK PEUGEOT MULHOUSE | KZ2 GENTLEMAN |
| 3 | 211 | MAURICE TERENCE | 14 | 22.059 | 57.255 | 9 | ASK LOMMERANGE | KZ2 GENTLEMAN |
| 4 | 234 | SEBASTIEN PETITOT | 14 | 25.277 | 57.373 | 12 | ASK LOMMERANGE | KZ2 GENTLEMAN |
| 5 | 212 | NOEL ANDRES | 14 | 25.566 | 57.645 | 14 | ASK WITTENHEIM | KZ2 GENTLEMAN |
| KZ2 MASTER | | | | | | | | |
| 1 | 121 | BRAHIM GHODBANE | 14 | | 56.051 | 6 | ASK LOMMERANGE | KZ2 MASTER |
| 2 | 127 | NICOLAS MERULLA | 14 | 6.190 | 56.937 | 11 | ASA MIRECOURT | KZ2 MASTER |
| 3 | 102 | SERGE ROSSELLO | 14 | 7.446 | 57.013 | 8 | ASK PEUGEOT MULHOUSE | KZ2 MASTER |
| 4 | 191 | SYLVAIN NASS | 14 | 10.059 | 56.971 | 5 | ASK MULHOUSE | KZ2 MASTER |
| 5 | 106 | GABRIEL ADAO | 14 | 10.243 | 56.982 | 6 | ASK PEUGEOT MULHOUSE | KZ2 MASTER |
| 6 | 111 | THIBAUT STAEDLIN | 14 | 16.346 | 56.928 | 12 | ASK PEUGEOT MULHOUSE | KZ2 MASTER |
| 7 | 104 | JONATHAN SCHWEITZER | 1 | 13 Tours | 1:00.897 | 1 | ASK PEUGEOT MULHOUSE | KZ2 MASTER |
| 8 | 158 | MICKAEL RICHERT | | | | 0 | ASK PEUGEOT MULHOUSE | KZ2 MASTER |

| Marge de victoire | Vit. moy. | Meilleur tps/tour | Meilleure vit. | Meilleur tour |
|-------------------|-----------|-------------------|----------------|-----------------------|
| 5.790 | 79,305 | 56.051 | 80,284 | 121 - BRAHIM GHODBANE |

SOUS RESERVE DE CONTROLE TECHNIQUE ET DE FAITS SPORTIFS

Orbits

Directeur de course : V SOUCAT

Organisateur: ASK Bouzonville - Chrono: Marie - CIAO

RESULTATS ET LIVETIMING SPEEDHIVE APP

Imprimé : 21/09/2021 07:09:25


www.mylaps.com

 Licence pour: ciao.sa

TROPHEE DE LA LIGUE 1-MIRECOURT TRACE 2

KZ2 MASTER - KZ2 GENTLEMAN

MIRECOURT 1,250 km

CLASSEMENT MIRECOURT 19/09/2021 KZ2 GENTLEMAN

| Pos. | N° | Nom complet | Total points | F | PF | Club | Catégorie |
|------|-----|-------------------|--------------|----|----|----------------------|-----------|
| 1 | 244 | DANIEL ESCHER | 80 | 40 | 40 | ASK PEUGEOT MULHOUSE | KZ2 GENT |
| 2 | 218 | DAVID SCHOTT | 68 | 36 | 32 | ASK PEUGEOT MULHOUSE | KZ2 GENT |
| 3 | 234 | SEBASTIEN PETITOT | 68 | 32 | 36 | ASK LOMMERANGE | KZ2 GENT |
| 4 | 211 | MAURICE TEREZI | 64 | 34 | 30 | ASK LOMMERANGE | KZ2 GENT |
| 5 | 212 | NOEL ANDRES | 64 | 30 | 34 | ASK WITTENHEIM | KZ2 GENT |

TROPHEE DE LA LIGUE 1-MIRECOURT TRACE 2

KZ2 MASTER - KZ2 GENTLEMAN

MIRECOURT 1,250 km

CLASSEMENT MIRECOURT 19/09/2021 KZ2 MASTER

| Pos. | N° | Nom complet | Total points | F | PF | Club | Catégorie |
|------|-----|---------------------|--------------|----|----|----------------------|-----------|
| 1 | 121 | BRAHIM GHODBANE | 80 | 40 | 40 | ASK LOMMERANGE | KZ2 MAST |
| 2 | 127 | NICOLAS MERULLA | 70 | 36 | 34 | ASA MIRECOURT | KZ2 MAST |
| 3 | 102 | SERGE ROSSELLO | 70 | 34 | 36 | ASK PEUGEOT MULHOUSE | KZ2 MAST |
| 4 | 191 | SYLVAIN NASS | 64 | 32 | 32 | ASK MULHOUSE | KZ2 MAST |
| 5 | 106 | GABRIEL ADAO | 58 | 30 | 28 | ASK PEUGEOT MULHOUSE | KZ2 MAST |
| 6 | 111 | THIBAUT STAEDELIN | 58 | 29 | 29 | ASK PEUGEOT MULHOUSE | KZ2 MAST |
| 7 | 104 | JONATHAN SCHWEITZER | 58 | 28 | 30 | ASK PEUGEOT MULHOUSE | KZ2 MAST |
| 8 | 158 | MICKAEL RICHERT | 54 | 27 | 27 | ASK PEUGEOT MULHOUSE | KZ2 MAST |